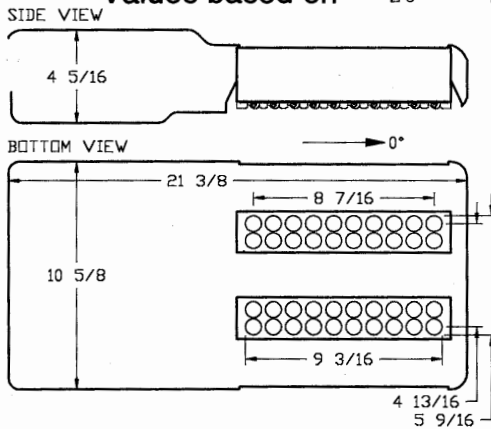


itl boulder
 THE LIGHT CENTER OF THE INDUSTRY SINCE 1955

INDEPENDENT TESTING LABORATORIES, INC.
 3386 LONGHORN ROAD, BOULDER, CO 80302 USA

PHONE: (303)442-1255 • FAX: (303)449-5274 • E-MAIL: itl@itlboulder.com • WEBSITE: www.itlboulder.com

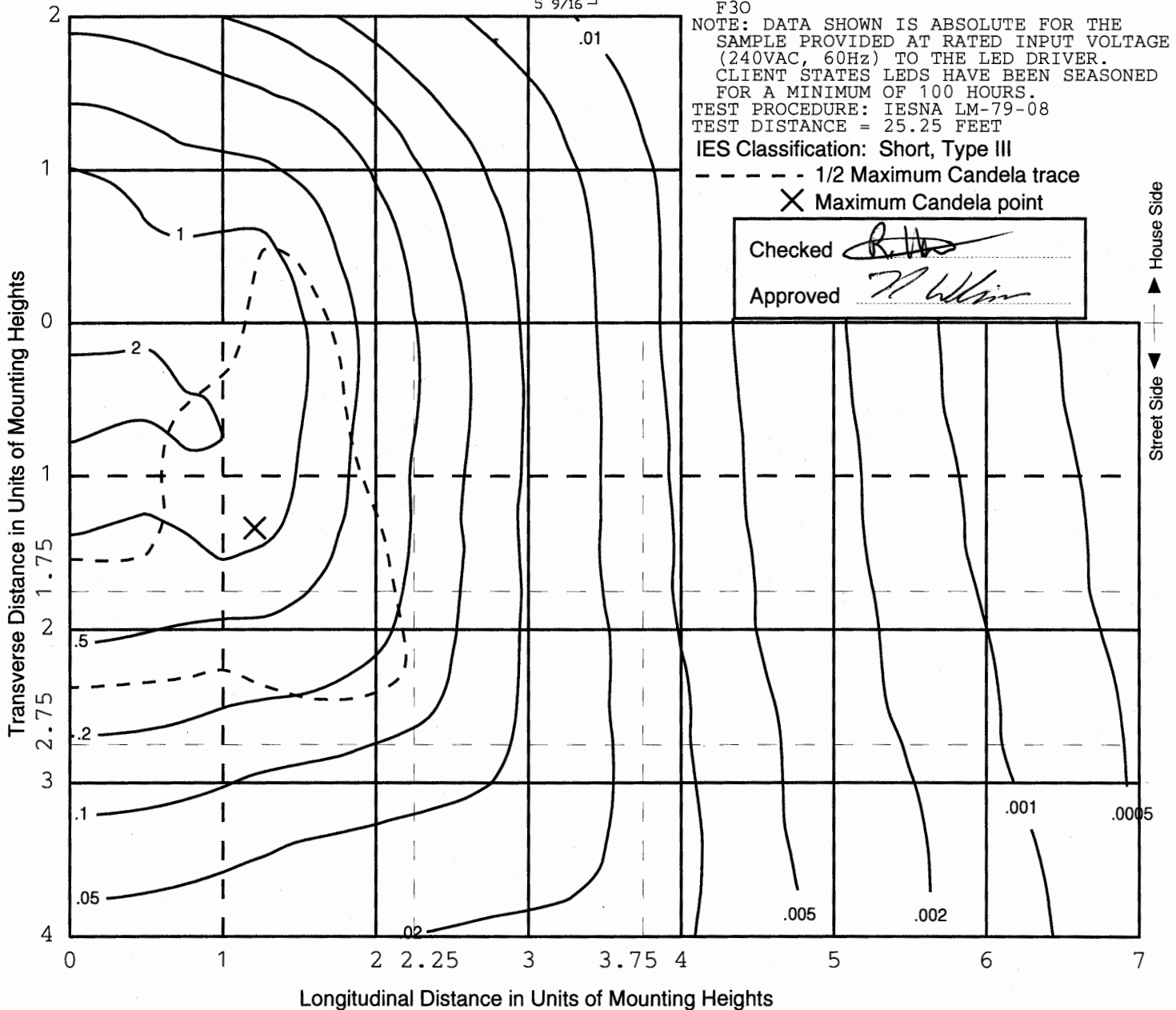
ISOFOOTCANDLE LINES OF HORIZONTAL ILLUMINATION
 Values based on 20 foot mounting height.



REPORT NUMBER: ITL64827
 DATE: 05/14/10
 PREPARED FOR: BETALED, A DIVISION OF
 RUUD LIGHTING
 CATALOG NUMBER: STR-LWY-4M-**-04-D-UL-
 WH-700 or BXSL0404D-UDW (700mA)
 LUMINAIRE: CAST WHITE PAINTED METAL
 HOUSING WITH CAST WHITE PAINTED METAL
 ACCESS DOOR, CAST WHITE PAINTED METAL
 FORWARD HOUSING PIECE, TWO EXTRUDED
 FINNED METAL HEAT SINKS, TWO CIRCUIT
 BOARDS EACH WITH 20 LEDS AND CAST
 WHITE PAINTED METAL TRIM PLATE, ONE
 CLEAR NON-INTEGRAL PLASTIC LENS BELOW
 EACH LED.
 LAMPS: FORTY WHITE LIGHT EMITTING DIODES
 (LEDS), VERTICAL BASE-UP POSITION.
 TOTAL INPUT WATTS = 93.0 AT 240.0 VOLTS
 LED DRIVER: ADVANCE LED-INTA-700C-140-
 F30
 NOTE: DATA SHOWN IS ABSOLUTE FOR THE
 SAMPLE PROVIDED AT RATED INPUT VOLTAGE
 (240VAC, 60Hz) TO THE LED DRIVER.
 CLIENT STATES LEDS HAVE BEEN SEASONED
 FOR A MINIMUM OF 100 HOURS.
 TEST PROCEDURE: IESNA LM-79-08
 TEST DISTANCE = 25.25 FEET

IES Classification: Short, Type III
 - - - - - 1/2 Maximum Candela trace
 X Maximum Candela point

Checked *[Signature]*
 Approved *[Signature]*

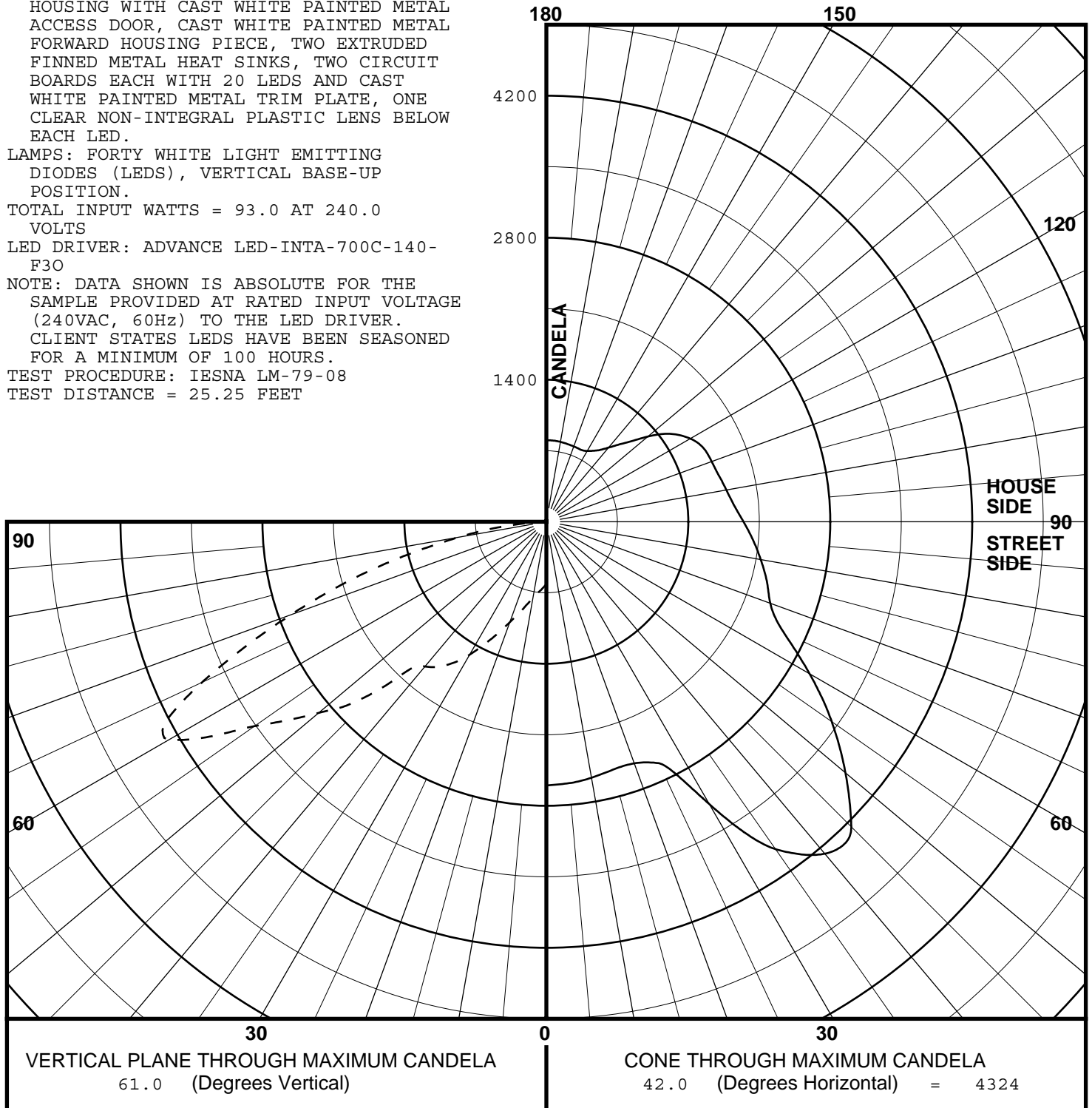


THIS REPORT IS BASED ON PUBLISHED INDUSTRY PROCEDURES. FIELD PERFORMANCE MAY DIFFER FROM LABORATORY PERFORMANCE.



REPORT NUMBER: ITL64827
 DATE: 05/14/10
 PREPARED FOR: BETALED, A DIVISION OF RUUD LIGHTING
 CATALOG NUMBER: STR-LWY-4M-**-04-D-UL-WH-700 or BXSL0404D-UDW (700mA)
 LUMINAIRE: CAST WHITE PAINTED METAL HOUSING WITH CAST WHITE PAINTED METAL ACCESS DOOR, CAST WHITE PAINTED METAL FORWARD HOUSING PIECE, TWO EXTRUDED FINNED METAL HEAT SINKS, TWO CIRCUIT BOARDS EACH WITH 20 LEDS AND CAST WHITE PAINTED METAL TRIM PLATE, ONE CLEAR NON-INTEGRAL PLASTIC LENS BELOW EACH LED.
 LAMPS: FORTY WHITE LIGHT EMITTING DIODES (LEDS), VERTICAL BASE-UP POSITION.
 TOTAL INPUT WATTS = 93.0 AT 240.0 VOLTS
 LED DRIVER: ADVANCE LED-INTA-700C-140-F30
 NOTE: DATA SHOWN IS ABSOLUTE FOR THE SAMPLE PROVIDED AT RATED INPUT VOLTAGE (240VAC, 60Hz) TO THE LED DRIVER. CLIENT STATES LEDS HAVE BEEN SEASONED FOR A MINIMUM OF 100 HOURS.
 TEST PROCEDURE: IESNA LM-79-08
 TEST DISTANCE = 25.25 FEET

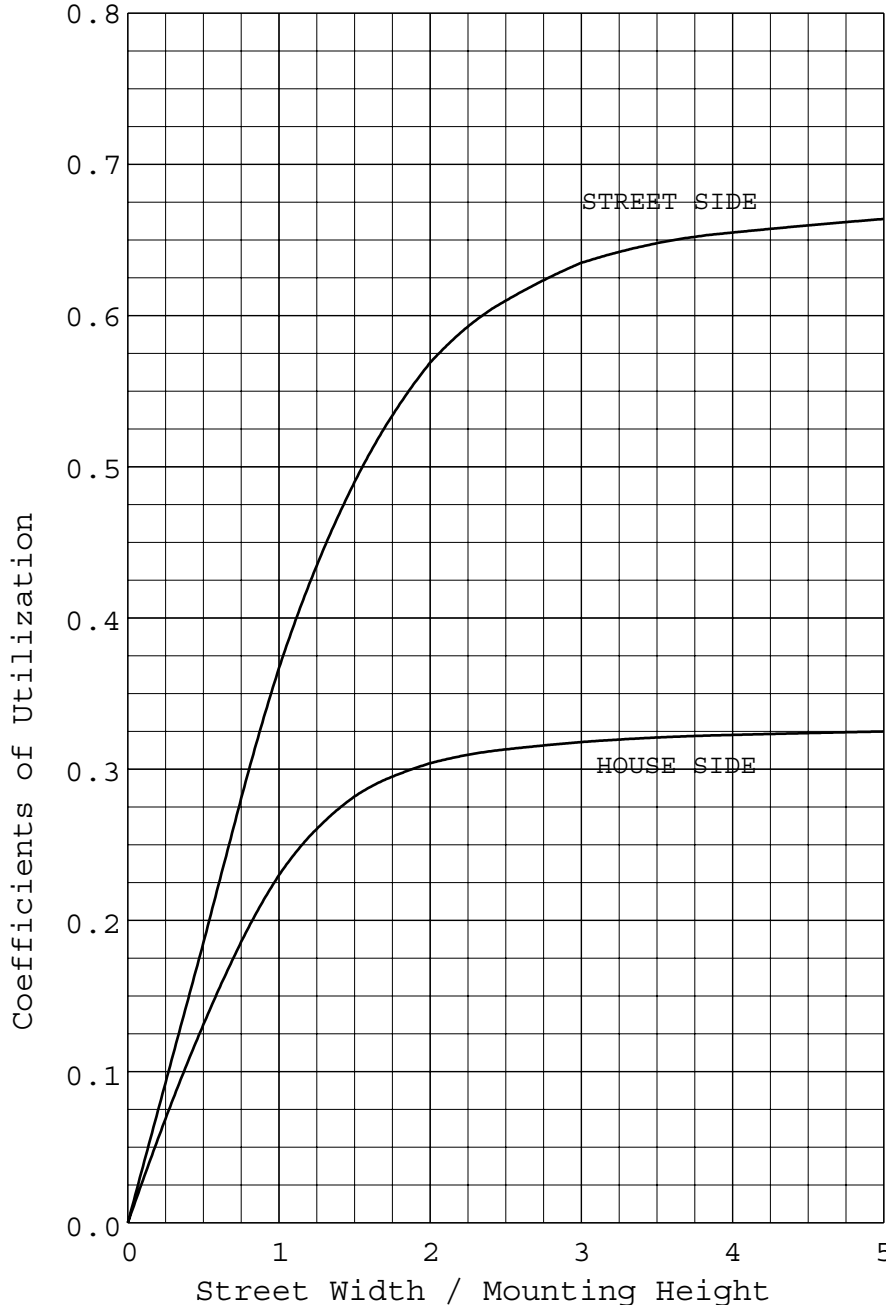
MAXIMUM PLANE AND MAXIMUM CONE PLOTS OF CANDELA





REPORT NUMBER: ITL64827
 DATE: 05/14/10
 PREPARED FOR: BETALED, A DIVISION OF RUUD LIGHTING

COEFFICIENTS OF UTILIZATION AND FLUX DISTRIBUTION



	LUMENS	PERCENT OF FIXTURE
DOWNWARD STREET SIDE	4699.	67.4
DOWNWARD HOUSE SIDE	2274.	32.6
DOWNWARD TOTAL	6973.	100.0
UPWARD STREET SIDE	0.	0.0
UPWARD HOUSE SIDE	0.	0.0
UPWARD TOTAL	0.	0.0
TOTAL FLUX	6973.	100.0
EFFICACY = 75.0 Lm/W		

ALL CANDELA AND LUMENS IN THIS REPORT ARE BASED ON ABSOLUTE PHOTOMETRY. THE COEFFICIENT OF UTILIZATION VALUES ARE BASED ON THE TOTAL ABSOLUTE LUMEN OUTPUT OF THIS LUMINAIRE SAMPLE.



itl boulder
THE LIGHT CENTER OF THE INDUSTRY SINCE 1955

INDEPENDENT TESTING LABORATORIES, INC.
 3386 LONGHORN ROAD, BOULDER, CO 80302 USA

PHONE: (303)442-1255 • FAX: (303)449-5274 • E-MAIL: itl@itlboulder.com • WEBSITE: www.itlboulder.com

REPORT NUMBER: ITL64827
 DATE: 05/14/10
 PREPARED FOR: BETALED, A DIVISION OF RUUD LIGHTING


FLUX DISTRIBUTION BY SOLID ANGLE

(PER IESNA TM-15-07, LUMINAIRE CLASSIFICATION SYSTEM FOR OUTDOOR LUMINAIRES)

	LUMENS	PERCENT OF FIXTURE	BUG ZONE RATINGS
FORWARD LIGHT	4699.	67.4	
FL (0- 30)	433.7	6.2	
FM (30- 60)	2455.6	35.2	
FH (60- 80)	1723.8	24.7	G1
FVH(80- 90)	85.4	1.2	U2 G1
BACK LIGHT	2274.	32.6	
BL (0- 30)	257.4	3.7	B1
BM (30- 60)	1399.5	20.1	B2
BH (60- 80)	605.5	8.7	B2 G2
BVH(80- 90)	11.9	0.2	U1 G1
UPLIGHT	0.	0.0	
UL (90-100)	0.0	0.0	U0
UH (100-180)	0.0	0.0	U0
TRAPPED LIGHT	0.	0.0	
TOTAL FLUX	6973.	100.0	

BACKLIGHT, UPLIGHT, AND GLARE (BUG) RATINGS
 (PER ADDENDUM A FOR IESNA TM-15-07)

BUG RATING: B2 U2 G2



itl boulder
THE LIGHT CENTER OF THE INDUSTRY SINCE 1955

INDEPENDENT TESTING LABORATORIES, INC.
 3386 LONGHORN ROAD, BOULDER, CO 80302 USA

PHONE: (303)442-1255 • FAX: (303)449-5274 • E-MAIL: itl@itlboulder.com • WEBSITE: www.itlboulder.com

REPORT NUMBER: ITL64827

DATE: 05/14/10

PREPARED FOR: BETALED, A DIVISION OF RUUD LIGHTING

CANDELA TABULATION

	HOUSE SIDE		LATERAL ANGLE								
	90.0	95.0	105.0	115.0	125.0	135.0	145.0	155.0	165.0	175.0	180.0
180.0	0.	0.	0.	0.	0.	0.	0.	0.	0.	0.	0.
175.0	0.	0.	0.	0.	0.	0.	0.	0.	0.	0.	0.
165.0	0.	0.	0.	0.	0.	0.	0.	0.	0.	0.	0.
155.0	0.	0.	0.	0.	0.	0.	0.	0.	0.	0.	0.
145.0	0.	0.	0.	0.	0.	0.	0.	0.	0.	0.	0.
135.0	0.	0.	0.	0.	0.	0.	0.	0.	0.	0.	0.
125.0	0.	0.	0.	0.	0.	0.	0.	0.	0.	0.	0.
115.0	0.	0.	0.	0.	0.	0.	0.	0.	0.	0.	0.
105.0	0.	0.	0.	0.	0.	0.	0.	0.	0.	0.	0.
95.0	0.	0.	0.	0.	0.	0.	0.	0.	0.	0.	0.
92.5	0.	0.	0.	0.	0.	0.	0.	0.	0.	0.	0.
90.0	0.	0.	0.	0.	0.	0.	0.	0.	0.	0.	0.
87.5	2.	2.	3.	3.	2.	1.	1.	1.	0.	0.	0.
85.0	11.	10.	13.	14.	11.	9.	8.	8.	8.	9.	10.
V 82.5	34.	35.	41.	38.	30.	25.	25.	23.	23.	26.	27.
E 80.0	76.	80.	101.	101.	87.	88.	97.	99.	92.	92.	91.
R 77.5	151.	158.	189.	191.	174.	199.	228.	257.	268.	277.	277.
T 75.0	274.	279.	307.	303.	251.	246.	275.	307.	329.	345.	346.
I 72.5	463.	456.	465.	439.	350.	296.	300.	327.	358.	379.	384.
C 70.0	709.	687.	662.	609.	505.	419.	377.	373.	398.	421.	424.
A 67.5	1014.	966.	899.	855.	769.	648.	552.	491.	480.	490.	494.
L 65.0	1368.	1296.	1205.	1212.	1116.	867.	695.	619.	596.	591.	593.
62.5	1768.	1687.	1597.	1592.	1400.	1027.	805.	737.	733.	735.	736.
A 61.0<<	1944.	1859.	1761.	1712.	1510.	1099.	857.	787.	794.	803.	804.
N 60.0	2113.	2023.	1893.	1814.	1608.	1168.	903.	833.	848.	868.	870.
G 57.5	2388.	2287.	2117.	1979.	1708.	1259.	985.	914.	942.	971.	978.
L 55.0	2614.	2514.	2310.	2068.	1704.	1256.	1013.	977.	1016.	1050.	1056.
E 52.5	2667.	2569.	2332.	2007.	1578.	1150.	994.	1014.	1074.	1114.	1120.
50.0	2429.	2330.	2071.	1732.	1362.	1056.	961.	1020.	1108.	1158.	1164.
47.5	1984.	1896.	1684.	1439.	1200.	1008.	950.	1010.	1112.	1171.	1177.
45.0	1611.	1548.	1405.	1251.	1105.	983.	944.	995.	1089.	1148.	1154.
42.5	1397.	1347.	1243.	1137.	1043.	958.	930.	977.	1056.	1106.	1111.
40.0	1157.	1129.	1070.	1011.	963.	913.	902.	951.	1019.	1059.	1064.
37.5	995.	963.	913.	879.	860.	848.	865.	919.	977.	1008.	1015.
35.0	936.	896.	837.	804.	788.	794.	822.	881.	934.	962.	966.
30.0	865.	816.	736.	695.	674.	683.	723.	780.	824.	852.	856.
25.0	772.	724.	658.	612.	581.	582.	616.	667.	706.	728.	731.
20.0	674.	634.	571.	539.	531.	540.	555.	576.	591.	602.	605.
15.0	614.	587.	545.	521.	514.	520.	531.	543.	549.	554.	553.
10.0	604.	588.	559.	540.	528.	522.	518.	519.	518.	519.	518.
5.0	607.	599.	584.	571.	561.	553.	546.	544.	541.	540.	539.
0.0	614.	614.	614.	614.	614.	614.	614.	614.	614.	614.	614.

CONE OF MAXIMUM CANDELA