



itl boulder
THE LIGHT CENTER OF THE INDUSTRY SINCE 1955

INDEPENDENT TESTING LABORATORIES, INC.
3386 LONGHORN ROAD, BOULDER, CO 80302 USA

PHONE: (303)442-1255 • FAX: (303)449-5274 • E-MAIL: itl@itlboulder.com • WEBSITE: www.itlboulder.com

REPORT NUMBER: ITL64018 Page 1 of 3
DATE: 01/14/10
PREPARED FOR: BETALED, A DIVISION OF RUUD LIGHTING

CATALOG NUMBER: BXCP*A06D-UH (350mA)

LUMINAIRE: CAST WHITE PAINTED METAL HOUSING AND TRIM, CAST WHITE PAINTED METAL LED DRIVER COVER, TWO EXTRUDED FINNED METAL HEAT SINKS, EACH HEAT SINK CONTAINS ONE CIRCUIT BOARD WITH 30 LEDS, CAST WHITE PAINTED METAL TRIM PLATE, ONE CLEAR NON-INTEGRAL LENS BELOW EACH LED.

LAMPS: SIXTY WHITE LIGHT EMITTING DIODES (LEDS), VERTICAL BASE-UP POSITION.

LED DRIVER: ADVANCE LED-INTA-700C-140-F30

NOTE: DATA SHOWN IS ABSOLUTE FOR THE SAMPLE PROVIDED AT RATED INPUT VOLTAGE (240VAC, 60Hz) TO THE LED DRIVER. CLIENT STATES LEDS HAVE BEEN SEASONED FOR A MINIMUM OF 100 HOURS.



INSTRUMENTATION: Kikusui PCR500L AC Power Source
Xitron Technologies Model 2503H Power Analyzer
Optronics OL770 Spectroradiometer
ITL 1.5 Meter Diameter 4π Geometry Integrating Sphere

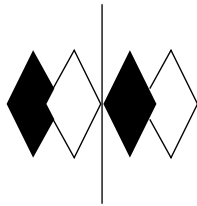
OBJECT OF TEST: Report the Absolute Flux in Lumens*, measure the Spectral Power Distribution, Correlated Color Temperature (CCT), Color Rendering Index (CRI), Chromaticity Coordinates (x,y), ANSI C78.377 Duv, and input electrical parameters including Total Harmonic Distortion (THD) to the luminaire.

PROCEDURE: The luminaire was provided by customer and the LEDs had an unknown number of burn hours. The luminaire was mounted inside the integrating sphere with the luminaire horizontal (LEDs facing down). The luminaire was allowed to stabilize at 240 VAC input. After stabilization occurred, spectral power distribution, CCT, CRI, x/y chromaticity coordinates, ANSI C78.377 Duv, and input electrical data were measured with the luminaire operating in the integrating sphere. In order to measure the mean performance, twenty data sets were recorded and averaged within the spectroradiometer. Readings were taken with the luminaire operating at 240 VAC input in a 25 +/-1 degree Celsius free air ambient and in accordance with IESNA LM-79-08. All data are traceable to the National Institute of Standards and Technology.

*NOTE: The total lumen output shown on this report was obtained from photometric test ITL64014.

RESULTS: (continued subsequent pages)

Checked: 
Approved: 



itl boulder

THE LIGHT CENTER OF THE INDUSTRY SINCE 1955

INDEPENDENT TESTING LABORATORIES, INC.
3386 LONGHORN ROAD, BOULDER, CO 80302 USA

PHONE: (303)442-1255 • FAX: (303)449-5274 • E-MAIL: itl@itlboulder.com • WEBSITE: www.itlboulder.com

REPORT NUMBER: ITL64018

Page 2 of 3

DATE: 01/14/10

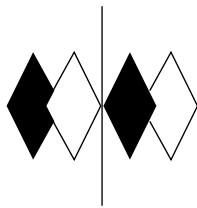
PREPARED FOR: BETALED, A DIVISION OF RUUD LIGHTING

CATALOG NUMBER: BXCP1A06D-U(350mA)/CAN-304-PS-RS-06-D-UL

RESULTS:

PHOTOMETRIC	
Total Integrated Flux (lumens)	6936*
SPECTRORADIOMETRIC	
Observer	CIE 1931 2 degree
Chromaticity Ordinate x	0.3189
Chromaticity Ordinate y	0.3476
Correlated Color Temp CCT (K)	6094
Color Rendering Index (CRI)	71
ANSI C78.377-2008 Duv	0.010
ELECTRICAL	
Input Voltage (Volts AC)	240.0
Input Current (mA AC)	300
Input Power (Watts)	68.6
Total Harmonic Distortion – Current (%)	10.3
Total Harmonic Distortion – Voltage (%)	0.0
EFFICACY (Lumens/Watt)	101.1

*NOTE: The total lumen output shown on this report was obtained from photometric test ITL64014.



itl boulder
THE LIGHT CENTER OF THE INDUSTRY SINCE 1955

INDEPENDENT TESTING LABORATORIES, INC.
3386 LONGHORN ROAD, BOULDER, CO 80302 USA

PHONE: (303)442-1255 • FAX: (303)449-5274 • E-MAIL: itl@itlboulder.com • WEBSITE: www.itlboulder.com

REPORT NUMBER: ITL64018
DATE: 01/14/10
PREPARED FOR: BETALED, A DIVISION OF RUUD LIGHTING

Page 3 of 3

CATALOG NUMBER: BXCP1A06D-U (350mA) / CAN-304-PS-RS-06-D-UL

RESULTS:

Wavelength	mW per nm	Wavelength	mW per nm	Wavelength	mW per nm
380	2.455	515	88.004	650	35.942
385	2.463	520	97.508	655	32.156
390	2.494	525	105.813	660	28.658
395	2.835	530	111.487	665	25.434
400	3.201	535	114.228	670	22.530
405	3.949	540	116.214	675	19.925
410	5.335	545	117.060	680	17.590
415	8.202	550	116.970	685	15.522
420	14.817	555	116.504	690	13.654
425	28.147	560	115.367	695	11.988
430	50.498	565	113.780	700	10.551
435	81.618	570	111.685	705	9.270
440	126.640	575	109.029	710	8.153
445	183.020	580	105.805	715	7.131
450	196.316	585	101.967	720	6.267
455	150.577	590	97.838	725	5.468
460	100.766	595	92.980	730	4.779
465	71.844	600	87.796	735	4.179
470	53.433	605	82.374	740	3.674
475	40.998	610	76.738	745	3.218
480	34.286	615	71.059	750	2.814
485	31.900	620	65.740	755	2.475
490	33.287	625	59.944	760	2.172
495	39.177	630	54.628	765	1.893
500	49.667	635	49.547	770	1.667
505	62.439	640	44.724	775	1.464
510	75.303	645	40.246	780	1.289

Output vs. Wavelength

