

itl boulder

THE LIGHT CENTER OF THE INDUSTRY SINCE 1955

INDEPENDENT TESTING LABORATORIES, INC.
3386 LONGHORN ROAD, BOULDER, CO 80302 USA

PHONE: (303)442-1255 • FAX: (303)449-5274 • E-MAIL: itl@itlboulder.com • WEBSITE: www.itlboulder.com

REPORT NUMBER: ITL64570 Page 1 of 3
DATE: 04/09/10
PREPARED FOR: BETALED, A DIVISION OF RUUD LIGHTING

CATALOG NUMBER: PKG-EDG-5S-**-04-D-UL-WH-525 or BXPS0R04D-UCW (525mA)

LUMINAIRE: EXTRUDED WHITE PAINTED METAL HOUSING WITH CAST WHITE PAINTED METAL END CAPS, FABRICATED WIRE CAGE MOUNTING ASSEMBLY, TWO EXTRUDED FINNED METAL HEAT SINKS, EACH HEAT SINK CONTAINS ONE CIRCUIT BOARD WITH 20 LEDS, CAST WHITE PAINTED METAL TRIM PLATE, ONE CLEAR NON-INTEGRAL PLASTIC LENS BELOW EACH LED. THREE FORMED WHITE PAINTED SOLID METAL TRIM PLATES.

LAMPS: FORTY WHITE LIGHT EMITTING DIODES (LEDS), VERTICAL BASE-UP POSITION.

LED DRIVER: BETA LED DPL-100BB A, WITH FIVE POSITION DIMMER CONTROL SWITCH.

NOTE: DATA SHOWN IS ABSOLUTE FOR THE SAMPLE PROVIDED AT RATED INPUT VOLTAGE (240VAC, 60Hz) TO THE LED DRIVER. CLIENT STATES LEDS HAVE BEEN SEASONED FOR A MINIMUM OF 100 HOURS. DIMMER CONTROL SWITCH IN POSITION "2" FOR THIS TEST.



INSTRUMENTATION: Kikusui PCR500L AC Power Source
Yokogawa WT210 Digital Power Meter
Optronics OL770 Spectroradiometer
ITL 1.5 Meter Diameter Integrating Sphere, 4π Geometry

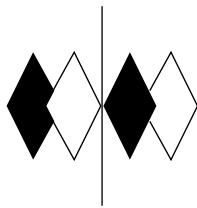
OBJECT OF TEST: Report the Absolute Flux in Lumens*, measure the Spectral Power Distribution, Correlated Color Temperature (CCT), Color Rendering Index (CRI), Chromaticity Coordinates (x,y), ANSI C78.377 Duv, and input electrical parameters including Total Harmonic Distortion (THD) to the luminaire.

PROCEDURE: The luminaire was provided by customer and the LEDs had a minimum of 100 burn hours. The luminaire was mounted inside the integrating sphere with the luminaire horizontal (LEDS facing down). The luminaire was allowed to stabilize at 240 VAC input. After stabilization occurred, spectral power distribution, CCT, CRI, x/y chromaticity coordinates, ANSI C78.377 Duv, and input electrical data were measured with the luminaire operating in the integrating sphere. In order to measure the mean performance, twenty data sets were recorded and averaged within the spectroradiometer. Readings were taken with the luminaire operating at 240 VAC input in a 25 +/-1 degree Celsius free air ambient and in accordance with IESNA LM-79-08. All data are traceable to the National Institute of Standards and Technology.

*NOTE: The total lumen output shown on this report was obtained from photometric test ITL64566.

RESULTS: (continued subsequent pages)

Checked:	
Approved:	



itl boulder

THE LIGHT CENTER OF THE INDUSTRY SINCE 1955

INDEPENDENT TESTING LABORATORIES, INC.
3386 LONGHORN ROAD, BOULDER, CO 80302 USA

PHONE: (303)442-1255 • FAX: (303)449-5274 • E-MAIL: itl@itlboulder.com • WEBSITE: www.itlboulder.com

REPORT NUMBER: ITL64570

Page 2 of 3

DATE: 04/09/10

PREPARED FOR: BETALED, A DIVISION OF RUUD LIGHTING

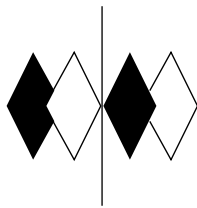
CATALOG NUMBER: PKG-EDG-5S-**-04-D-UL-WH-525 or BXPS0R04D-UCW (525mA)

RESULTS:

PHOTOMETRIC	
Total Integrated Flux (lumens)	6294*
SPECTRORADIOMETRIC	
Observer	CIE 1931 2 degree
Chromaticity Ordinate x	0.3147
Chromaticity Ordinate y	0.3397
Correlated Color Temp CCT (K)	6333
Color Rendering Index (CRI)	72
ANSI C78.377-2008 Duv	0.008
ELECTRICAL	
Input Voltage (Volts AC)	240.0
Input Current (mA AC)	304
Input Power (Watts)	70.3
Total Harmonic Distortion – Current (%)	6.1
Total Harmonic Distortion – Voltage (%)	0.0
EFFICACY (Lumens/Watt)	89.5

*NOTE:

The total lumen output shown on this report was obtained from photometric test ITL64566.



itl boulder
THE LIGHT CENTER OF THE INDUSTRY SINCE 1955

INDEPENDENT TESTING LABORATORIES, INC.
3386 LONGHORN ROAD, BOULDER, CO 80302 USA

PHONE: (303)442-1255 • FAX: (303)449-5274 • E-MAIL: itl@itlboulder.com • WEBSITE: www.itlboulder.com

REPORT NUMBER: ITL64570

Page 3 of 3

DATE: 04/09/10

PREPARED FOR: BETALED, A DIVISION OF RUUD LIGHTING

CATALOG NUMBER: PKG-EDG-5S-**-04-D-UL-WH-525 or BXPS0R04D-UCW (525mA)

RESULTS:

Wavelength	mW per nm	Wavelength	mW per nm	Wavelength	mW per nm
380	2.407	515	79.670	650	32.835
385	2.457	520	88.148	655	29.395
390	2.492	525	95.519	660	26.240
395	2.874	530	100.690	665	23.310
400	3.245	535	103.232	670	20.699
405	4.046	540	105.198	675	18.303
410	5.652	545	106.009	680	16.183
415	9.027	550	106.042	685	14.289
420	16.545	555	105.536	690	12.618
425	30.908	560	104.537	695	11.109
430	53.536	565	103.099	700	9.806
435	83.404	570	101.089	705	8.615
440	123.417	575	98.632	710	7.589
445	170.082	580	95.625	715	6.655
450	181.011	585	92.197	720	5.831
455	143.067	590	88.387	725	5.115
460	98.339	595	84.035	730	4.493
465	70.671	600	79.326	735	3.931
470	52.727	605	74.430	740	3.458
475	40.583	610	69.412	745	3.037
480	33.697	615	64.260	750	2.661
485	31.090	620	59.570	755	2.332
490	32.107	625	54.369	760	2.065
495	37.138	630	49.559	765	1.809
500	46.272	635	45.013	770	1.589
505	57.457	640	40.720	775	1.408
510	68.712	645	36.691	780	1.233

