


Proven Performance



INTRODUCING

ESSENTIA™
INTERIOR LED

beta
LED®
By RUUD LIGHTING

AREA




XAL Area Light

- Modular Design 20 - 240 LEDs
- 8 Optics & Backlight Cutoff Optional
- Dark Sky Friendly

XAR Round Area Light

- Modular Design 20 - 120 LEDs
- Post Top or Side Arm Mount
- Companion Bollard Available

SECURITY



XSE Security Light

- Modular Design 20 - 120 LEDs
- Best-in-Class Coverage & Spacing
- Dark Sky Friendly

SOFFIT & CANOPY



XCP Recessed Canopy Light

- 40 or 60 LED Count Available
- IC or Non-IC available
- Choice of 7 Optics

XCL Surface Canopy Light

- Modular Design 20 - 240 LEDs
- Pendant Mount Available
- Great for Cold Storage Applications

PARKING STRUCTURE



XCP Parking Structure Light

- 40 or 60 LED Count Available
- Optional Integrated Occupancy Sensor
- Exceptional Uniformity

XPS Parking Structure Light

- Modular Design 20 - 100 LEDs
- Pendant Mount Available
- Optional Integrated Occupancy Sensor

LEDway®

XSL LEDway® Streetlight

- Modular Design 20 - 120 LEDs
- Easy-Install Cobrahead Replacement
- Optional Adaptive Controls Available
- Tool-less Entry



STREET & ROADWAY

XBP Pathway Bollard

- Available in 13", 18", 36", 42" and 96"
- Optional Integrated Occupancy Sensor
- Wide Spacings & Dark Sky Friendly



PATHWAY

XAL Flood Light

- Modular Design 20 - 240 LEDs
- 15°, 25°, 40° & 60° Optics
- Excellent Optical Control



FLOOD

ESSENTIA™ INTERIOR LED

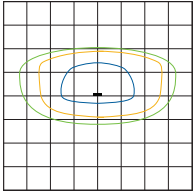
ESSENTIA Interior LED

- 14, 28, 42 and 56 LEDs
- Narrow, Medium and Wide Distribution
- 2700K, 3000K, 3500K & 4300K
- 1,200 to 5,000 delivered lumens

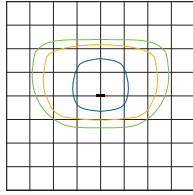


INTERIOR

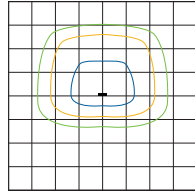
Type II Short



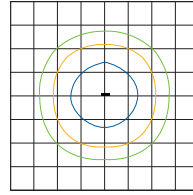
Type III Short



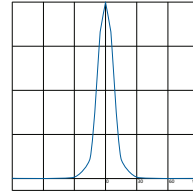
Type IV Short



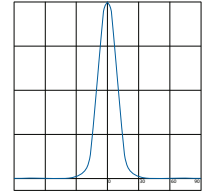
Type V Short



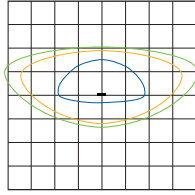
15° Flood



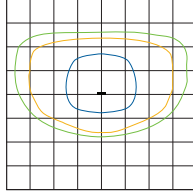
25° Flood



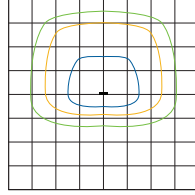
Type II Medium



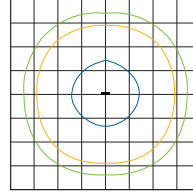
Type III Medium



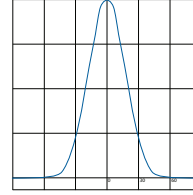
Type IV Medium



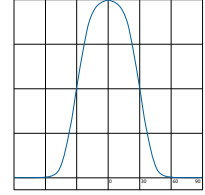
Type V Medium



40° Flood



60° Flood



BLACK



BRONZE



PLATINUM BRONZE



SILVER



WHITE

BetaLED® designs lighting systems from the ground up, continuously innovating with the latest in this rapidly evolving LED technology. Get all the details you need at www.ruud.ca

- **Spec sheets:** including system wattage, delivered lumens, life ratings
- **IES files:** absolute photometry with all testing per IES LM-79
- **Warranty:** 5-years on the LED product and driver and 10 years on our DeltaGuard™ finish
- **Case Studies:** we are a respected industry leader in LED lighting with thousands of successful installations worldwide (including Canada, United States, Europe, Australia and New Zealand)



Your local Ruud Lighting Canada / BetaLED® Sales Agent:

RUUD[®]
LIGHTING
Ruud Lighting Canada

beta
LED

Ruud Lighting Canada
3-6889 Rexwood Road
Mississauga, ON L4V 1R2
T: (800) 473-1234
F: (800) 890-7507
E: info@ruud.ca

BetaLED®, a division of Ruud Lighting, was established to dedicate resources to the emerging use of LED technology for general illumination. Ruud Lighting Canada, a Ruud Lighting company, provides specification-grade luminaires for exterior and interior lighting applications.

For additional LED luminaire information, visit www.ruud.ca.

