




I N D I R E C T L I N E A R F L U O R E S C E N T




RUUD[®]
LIGHTING
Ruud Lighting Canada

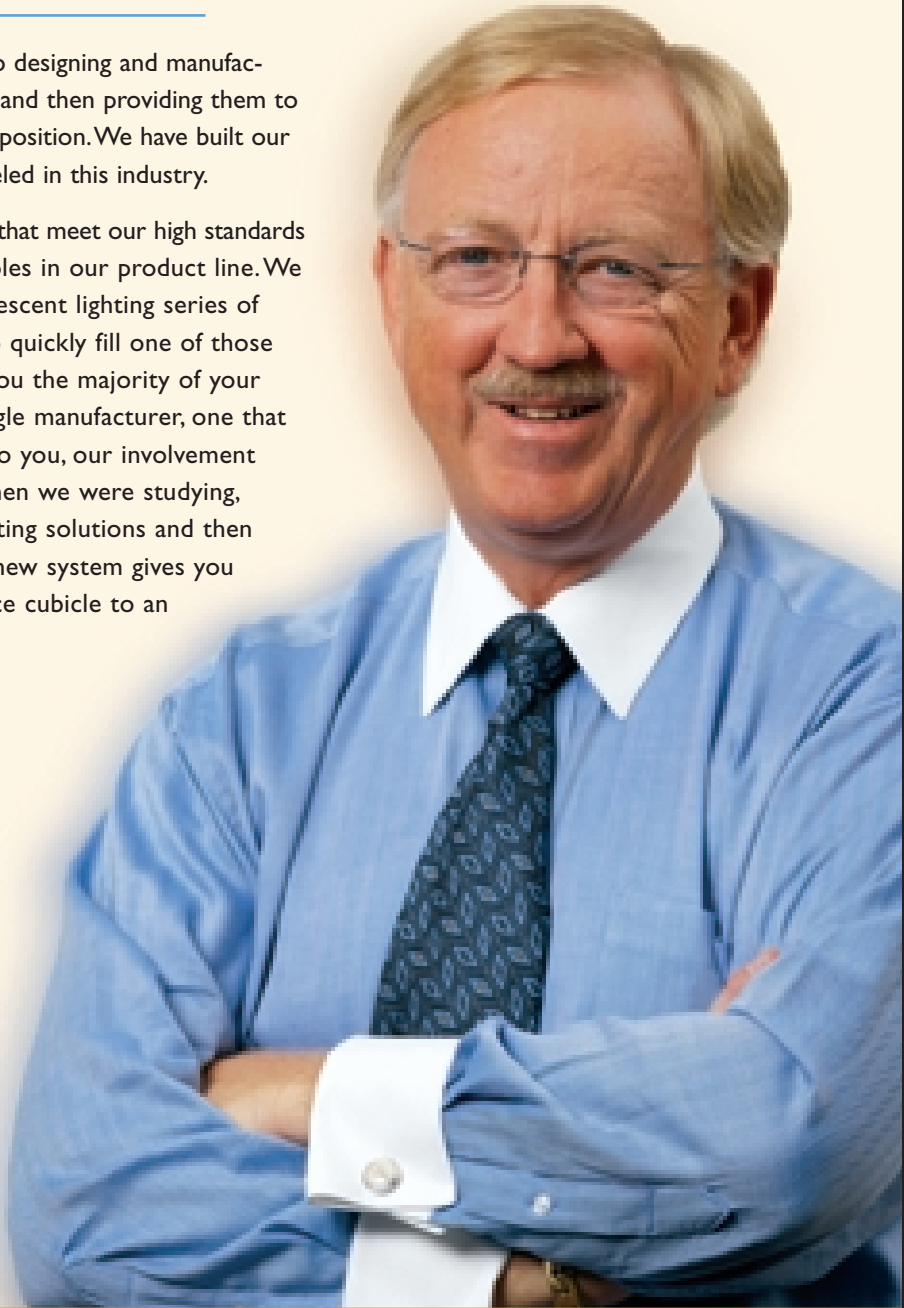
THE RUUD EXPERIENCE

Since our founding in 1982, we have been committed to designing and manufacturing the most versatile and efficient lighting products and then providing them to the market at a very attractive and competitive pricing position. We have built our reputation with an approach to service that is unparalleled in this industry.

We have been very careful to offer only those products that meet our high standards for performance. Over time this has created some holes in our product line. We are very excited about our new Indirect Linear Fluorescent lighting series of fixtures as they not only meet our standards, but also quickly fill one of those obvious gaps in our product line. We can now offer you the majority of your lighting needs, both indoors and outdoors, from a single manufacturer, one that you've come to know and trust. While perhaps new to you, our involvement with indirect lighting dates back to the mid-1970's when we were studying, developing and engineering programs for indirect lighting solutions and then receiving awards for our efforts on the subject. Our new system gives you an economical means to light everything from an office cubicle to an entire learning center with ease and efficiency.



*Ruud Lighting Corporate Headquarters,
Racine, Wisconsin*



“We can now offer you the full range of lighting fixtures, both indoor and outdoor, that your job may require, and all from a manufacturer that you trust.”

Alan J. Ruud, P.E., President


Available in either solid, non-perforated or perforated finishes.



Indirect is an effective means to warm up an environment.



The indirect linear fluorescent is a great application choice for a wide range of architectural environments from traditional to contemporary spaces.



Our new indirect fixture is easy to install, a very strong reason to consider it for your next project.

OUR NEW INDIRECT LINEAR FLUORESCENT

Today's office/work/study environments are dramatically different than those of just a few years ago. Sophisticated workstations with high-speed computing capability have become the norm. These new spaces and their associated devices demand a different approach to lighting to achieve optimal conditions.

Ruud Lighting has always been at the forefront of creating the right lighting for the specific application and now with our new Indirect Linear Fluorescent lighting products we've once again brought to the marketplace the right light for the job at hand.

The smooth, clean lines of our design are aesthetically pleasing and will fit seamlessly into almost any environment and deliver both the quantity and quality of light necessary to achieve maximum productivity.

Designed to be versatile and extremely easy to install, you'll save on both initial installation labor as well as the ongoing maintenance costs. With Ruud's Indirect Linear Fluorescent Lighting, you'll be pleasantly surprised at the ease of specifying, the quick delivery and its outstanding affordability.



APPLICATIONS

The Ruud Indirect Linear Fluorescent lighting system is the perfect solution for a wide variety of interior applications. When flexibility, reliability and ease of installation are your priorities, you'll find that our lights will provide all the right answers. With a look that is both contemporary and elegant, the system complements a variety of office types.

OFFICE AND COMMERCIAL FOCUS

Many spaces require the flexibility to adapt to a number of uses and users throughout the course of the day. The right light enhances both the efficiency of the space and its occupants. Combining indirect linear with recessed and track systems can help you maximize the utility of any given space, including training and computer centers.



EDUCATIONAL ENVIRONMENTS

For the classroom, lab, study hall, virtually anywhere in a school that you want to control both the lighting and your budget, you'll find the Indirect Linear Fluorescent lighting from Ruud to be a perfect solution.



TRAINING AND COMPUTER CENTERS

Achieving the delicate balance between task lighting and a diffused light source to reduce glare and reflections on computer screens is nicely accommodated by this one well-designed and engineered lighting system.



CONFIGURATIONS

Designed to be highly flexible, the Indirect Linear Fluorescent lighting system is available in 4 foot and 8 foot lengths in either perforated or non-perforated faces.

By specifically creating the Indirect Linear Fluorescent lighting series to utilize the T5 lamp, the smallest diameter available for commercial applications, we are able to deliver a very low profile fixture design that produces exceptionally high output efficiency.

MOUNTING

To maximize the flexibility of the design applications, and minimize the labor in installation, a number of key attributes have been built into our Indirect Linear Fluorescent lighting series.

All individual units are packaged completely pre assembled with lamps installed. All you need to do for installation is attach the mounting means (pendant or aircraft cable) and make your splices. No need to disassemble fixture to complete installation in the field.

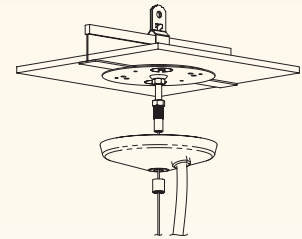
Installation of continuous runs is easy as well. Installing the Started Section is a snap. Simply attach the mounting means (pendant or aircraft cable) and make electrical splices. Each subsequent Runner Section is attached with hex head screws which thread into pre drilled and tapped alignment holes in our heavy duty die-cast aluminum brackets. Electrical connections are quick and easy with our Mate N Lock® system, no need for wire nuts. To install the joiner screws, reflectors will need to be removed. Removal and installation of the reflectors is extremely easy with the furnished tool-less fasteners.

The mounting kits are equally flexible in design and ease of installation. Feed points are provided with 4-5/8" diameter canopy and are available for direct attachment to a flush ceiling junction box, or direct attachment to a T-bar grid for wiring below the ceiling line.

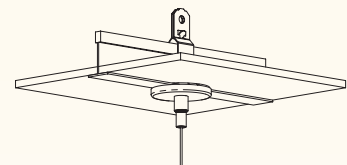
The non-feed mounting kits are easy to install and available with either 4-5/8" or a 2" diameter canopy for direct attachment to a hard ceiling surfaces or T bar suspended ceilings.

Pendant system is a heavy duty seamless, 1/4" NPS threaded, steel tubing and comes standard in 6" increments from a 12" minimum through 36" maximum. Pendants thread into factory installed coupler on Individual, Starter Sections or End Sections.

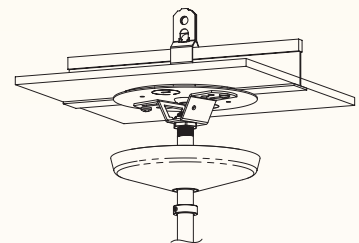
Aircraft cable system is high strength, stainless steel cable with fixture leveling and height adjustability in the field. It is offered in two styles; single cable and "Y" cable configuration. Standard offering has a choice of three suspension ranges; 12" through 27", 28" through 47", and 48" through 70".



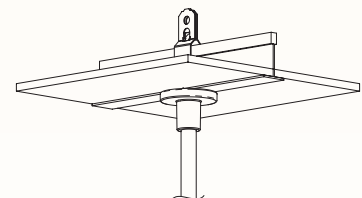
Cable Feed Canopy




Cable Non-feed Canopy




Pendant Feed Canopy




Pendant Non-feed Canopy



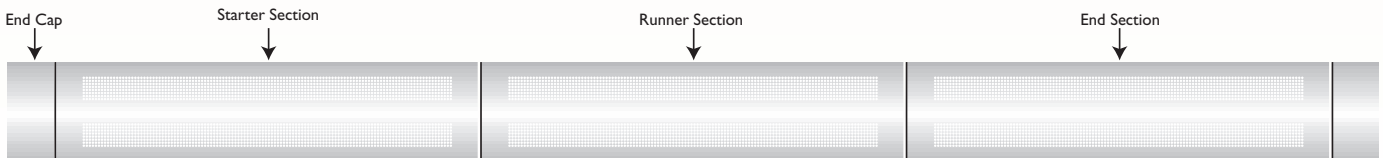
Fixed Pendant



Aircraft Cable



"Y" Aircraft Cable



Continuous runs lock together using the Mate N Lok® technology.



FEATURES

HOUSING

The die-formed steel housing is available with solid or perforated bottom, with riveted, heavy duty, die-cast aluminum mounting plates. The end caps are die cast aluminum and are factory installed. Housing and end caps are standard with our exclusive DeltaGuard® finish featuring an ultra-durable white powder top coat.

BALLAST/WIRE MANAGEMENT CHANNEL

Die-formed pre-painted steel prevents wires from becoming visible from below the ceiling.

REFLECTOR

Die formed, super high efficiency, specular aluminum reflectors are retained in place with two 1/4 turn fasteners for ease of servicing.

LAMPS

Our Indirect Linear Fluorescent lighting series has been specifically designed for use with energy efficient T5 lamp technology, which has great lumen maintenance (95%) and provides excellent color consistency with CRI of 85.

Available in 1, 2 or 3 lamp configurations in either standard 28 watt T5, or 54 watt T5 High Output.

Each luminaire is provided with 4100K lamps as standard. A full range of color temperature ranging from 3500K to 5000K is also available.

BALLAST

Standard ballast is programmed-start electronic ballasts for optimal life and performance. It is standard with Universal 120V through 277V operation. 347V or 480V ballasts are also available.



T5 or T5HO




T5 or T5HO




T5 or T5HO

END CAP OPTIONS



Bull nose



Wing Design

Two distinctive options are available for the end caps, a standard bull nose and a contemporary wing design.

TECHNICAL DATA

This product can be ordered in a wide variety of configurations. If you are uncertain of the most appropriate configuration, we recommend that you contact your local Ruud Lighting representative. They will be happy to help you specify the correct configuration for your particular needs.

HOUSING

The housing is a .025" rolled formed steel and available with and without perforations. The end caps are die-cast aluminum. The entire fixture has our exclusive DeltaGuard® finish with a full 7 year warranty. Ballast and wire tray are white painted steel and the reflectors are a pre-finished specular aluminum (Miro4).

VOLTAGE

60 HZ/50HZ, 120 through 277 volt, 347 volt and 480 volt.

TESTING

These fixtures have been fully tested for thermal, ground continuity, and Hi-pot and meet all Underwriters Laboratories UL and cUL requirements. Labeled as required by UL and cUL.

WARRANTIES

Standard 3-year warranty on ballasts, 1-year on lamps and 7-years on DeltaGuard® painted surfaces.

COLOR OPTIONS

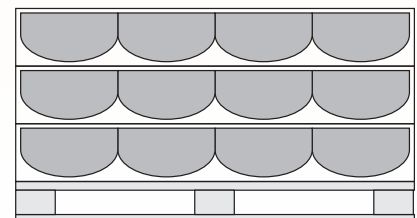
White DeltaGuard paint finish is standard. For other finish colors consult factory.

SHIPPING

All fixtures are individually wrapped to protect finish from abrasion and scuffing during transit. All mounting hardware ships separately and may be ordered for delivery in advance of fixtures for easier installation.

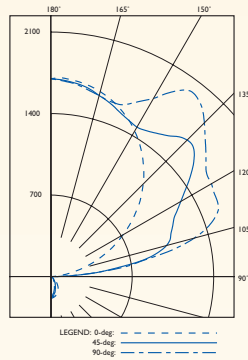
To improve installation times and reduce your job site waste, orders in quantities of eight or more fixtures will be bulk packaged on skids. Orders of less than eight fixtures will be shipped in individual cardboard boxes specially designed for the product.

Lamps are supplied with each product and are shipped installed in the unit, if fixture is individually packed. When fixtures are bulk packaged, lamps are packaged separately to assure safe transport.



PHOTOMETRICS

TWO LAMP – 54W T5HO – PERFORATED HOUSING

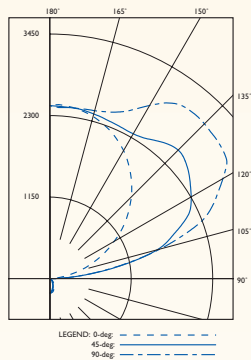


COEFFICIENTS OF UTILIZATION - ZONAL CAVITY METHOD

| RC | 80 | | | | 70 | | | | 50 | | | 30 | | | 10 | | | 0 |
|----|----|----|----|----|----|----|----|----|----|----|----|----|----|----|----|----|----|---|
| RW | 70 | 50 | 30 | 10 | 70 | 50 | 30 | 10 | 50 | 30 | 10 | 50 | 30 | 10 | 50 | 30 | 10 | 0 |
| 0 | 81 | 81 | 81 | 81 | 70 | 70 | 70 | 70 | 49 | 49 | 49 | 29 | 29 | 29 | 11 | 11 | 11 | 3 |
| 1 | 74 | 71 | 67 | 65 | 63 | 61 | 58 | 56 | 42 | 41 | 40 | 25 | 25 | 24 | 10 | 10 | 9 | 2 |
| 2 | 67 | 62 | 57 | 53 | 58 | 53 | 49 | 46 | 37 | 35 | 33 | 22 | 21 | 20 | 9 | 8 | 8 | 2 |
| 3 | 61 | 54 | 48 | 44 | 52 | 47 | 42 | 38 | 33 | 30 | 27 | 20 | 18 | 17 | 8 | 7 | 7 | 2 |
| 4 | 56 | 48 | 42 | 37 | 48 | 41 | 36 | 32 | 29 | 26 | 23 | 18 | 16 | 14 | 7 | 6 | 6 | 2 |
| 5 | 51 | 42 | 36 | 31 | 44 | 36 | 31 | 27 | 26 | 22 | 20 | 16 | 14 | 12 | 6 | 6 | 5 | 1 |
| 6 | 47 | 38 | 31 | 27 | 40 | 33 | 27 | 24 | 23 | 20 | 17 | 14 | 12 | 11 | 6 | 5 | 4 | 1 |
| 7 | 43 | 34 | 28 | 23 | 37 | 29 | 24 | 20 | 21 | 17 | 15 | 13 | 11 | 9 | 5 | 4 | 4 | 1 |
| 8 | 40 | 30 | 24 | 20 | 34 | 26 | 21 | 18 | 19 | 15 | 13 | 11 | 10 | 8 | 5 | 4 | 3 | 1 |
| 9 | 37 | 28 | 22 | 18 | 32 | 24 | 19 | 16 | 17 | 14 | 11 | 10 | 9 | 7 | 4 | 4 | 3 | 1 |
| 10 | 34 | 25 | 19 | 16 | 29 | 22 | 17 | 14 | 15 | 12 | 10 | 10 | 8 | 6 | 4 | 3 | 3 | 1 |

Effective Floor Cavity Reflectance 0.20

THREE LAMP – 54W T5HO – PERFORATED HOUSING

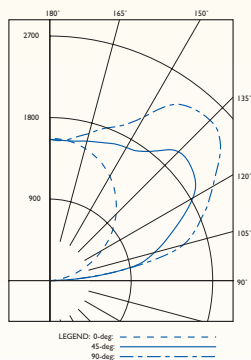


COEFFICIENTS OF UTILIZATION - ZONAL CAVITY METHOD

| RC | 80 | | | | 70 | | | | 50 | | | 30 | | | 10 | | | 0 |
|----|----|----|----|----|----|----|----|----|----|----|----|----|----|----|----|----|----|---|
| RW | 70 | 50 | 30 | 10 | 70 | 50 | 30 | 10 | 50 | 30 | 10 | 50 | 30 | 10 | 50 | 30 | 10 | 0 |
| 0 | 84 | 84 | 84 | 84 | 72 | 72 | 72 | 72 | 50 | 50 | 50 | 29 | 29 | 29 | 11 | 11 | 11 | 2 |
| 1 | 76 | 73 | 70 | 67 | 65 | 62 | 60 | 58 | 43 | 42 | 40 | 26 | 25 | 24 | 10 | 9 | 9 | 2 |
| 2 | 69 | 63 | 58 | 54 | 59 | 55 | 51 | 47 | 38 | 36 | 33 | 23 | 21 | 20 | 8 | 8 | 8 | 2 |
| 3 | 63 | 56 | 50 | 45 | 54 | 48 | 43 | 39 | 33 | 30 | 28 | 20 | 18 | 17 | 8 | 7 | 7 | 1 |
| 4 | 58 | 49 | 43 | 38 | 49 | 42 | 37 | 33 | 30 | 26 | 24 | 18 | 16 | 15 | 7 | 6 | 6 | 1 |
| 5 | 53 | 43 | 37 | 32 | 45 | 37 | 32 | 28 | 26 | 23 | 20 | 16 | 14 | 12 | 6 | 5 | 5 | 1 |
| 6 | 48 | 39 | 32 | 28 | 41 | 33 | 28 | 24 | 23 | 20 | 17 | 14 | 12 | 11 | 5 | 5 | 4 | 1 |
| 7 | 44 | 35 | 28 | 24 | 38 | 30 | 25 | 21 | 21 | 18 | 15 | 13 | 11 | 9 | 5 | 4 | 4 | 1 |
| 8 | 41 | 31 | 25 | 21 | 35 | 27 | 22 | 18 | 19 | 16 | 13 | 12 | 10 | 8 | 4 | 4 | 3 | 1 |
| 9 | 38 | 28 | 22 | 18 | 33 | 25 | 19 | 16 | 17 | 14 | 12 | 10 | 9 | 7 | 4 | 3 | 3 | 1 |
| 10 | 35 | 26 | 20 | 16 | 30 | 22 | 17 | 14 | 16 | 12 | 10 | 10 | 8 | 6 | 4 | 3 | 3 | 1 |

Effective Floor Cavity Reflectance 0.20

TWO LAMP – 54W T5HO – SOLID HOUSING

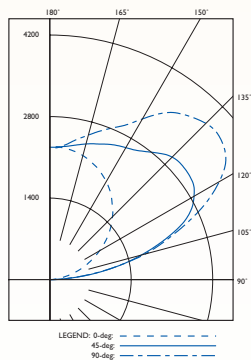


COEFFICIENTS OF UTILIZATION - ZONAL CAVITY METHOD

| RC | 80 | | | | 70 | | | | 50 | | | 30 | | | 10 | | | 0 |
|----|----|----|----|----|----|----|----|----|----|----|----|----|----|----|----|----|----|---|
| RW | 70 | 50 | 30 | 10 | 70 | 50 | 30 | 10 | 50 | 30 | 10 | 50 | 30 | 10 | 50 | 30 | 10 | 0 |
| 0 | 92 | 92 | 92 | 92 | 79 | 79 | 79 | 79 | 54 | 54 | 54 | 31 | 31 | 31 | 10 | 10 | 10 | 0 |
| 1 | 84 | 80 | 76 | 73 | 71 | 68 | 66 | 63 | 47 | 45 | 44 | 27 | 26 | 25 | 9 | 8 | 8 | 0 |
| 2 | 76 | 70 | 64 | 60 | 65 | 60 | 55 | 52 | 41 | 38 | 36 | 24 | 22 | 21 | 8 | 7 | 7 | 0 |
| 3 | 69 | 61 | 55 | 49 | 59 | 52 | 47 | 43 | 36 | 33 | 30 | 21 | 19 | 18 | 7 | 6 | 6 | 0 |
| 4 | 63 | 54 | 47 | 42 | 54 | 46 | 40 | 36 | 32 | 28 | 25 | 18 | 17 | 15 | 6 | 5 | 5 | 0 |
| 5 | 58 | 48 | 40 | 35 | 49 | 41 | 35 | 31 | 28 | 24 | 22 | 16 | 14 | 13 | 5 | 5 | 4 | 0 |
| 6 | 53 | 42 | 35 | 30 | 45 | 36 | 30 | 26 | 25 | 21 | 19 | 15 | 13 | 11 | 5 | 4 | 4 | 0 |
| 7 | 49 | 38 | 31 | 26 | 41 | 33 | 27 | 23 | 23 | 19 | 16 | 13 | 11 | 10 | 4 | 4 | 3 | 0 |
| 8 | 45 | 34 | 27 | 23 | 38 | 29 | 24 | 20 | 20 | 17 | 14 | 12 | 10 | 8 | 4 | 3 | 3 | 0 |
| 9 | 42 | 31 | 24 | 20 | 35 | 27 | 21 | 17 | 18 | 15 | 12 | 11 | 9 | 7 | 3 | 3 | 2 | 0 |
| 10 | 39 | 28 | 22 | 17 | 33 | 24 | 19 | 15 | 17 | 13 | 11 | 10 | 8 | 6 | 3 | 3 | 2 | 0 |

Effective Floor Cavity Reflectance 0.20

THREE LAMP – 54W T5HO – SOLID HOUSING



COEFFICIENTS OF UTILIZATION - ZONAL CAVITY METHOD

| RC | 80 | | | | 70 | | | | 50 | | | 30 | | | 10 | | | 0 |
|----|----|----|----|----|----|----|----|----|----|----|----|----|----|----|----|----|----|---|
| RW | 70 | 50 | 30 | 10 | 70 | 50 | 30 | 10 | 50 | 30 | 10 | 50 | 30 | 10 | 50 | 30 | 10 | 0 |
| 0 | 91 | 91 | 91 | 91 | 78 | 78 | 78 | 78 | 53 | 53 | 53 | 30 | 30 | 30 | 10 | 10 | 10 | 0 |
| 1 | 83 | 79 | 75 | 72 | 70 | 67 | 65 | 62 | 46 | 44 | 43 | 27 | 26 | 25 | 8 | 8 | 8 | 0 |
| 2 | 75 | 69 | 63 | 59 | 64 | 59 | 55 | 51 | 40 | 38 | 35 | 23 | 22 | 21 | 7 | 7 | 7 | 0 |
| 3 | 68 | 60 | 54 | 49 | 58 | 52 | 46 | 42 | 35 | 32 | 30 | 20 | 19 | 17 | 7 | 6 | 6 | 0 |
| 4 | 62 | 53 | 46 | 41 | 53 | 46 | 40 | 36 | 31 | 28 | 25 | 18 | 16 | 15 | 6 | 5 | 5 | 0 |
| 5 | 57 | 47 | 40 | 35 | 48 | 40 | 34 | 30 | 28 | 24 | 21 | 16 | 14 | 13 | 5 | 5 | 4 | 0 |
| 6 | 52 | 42 | 35 | 30 | 44 | 36 | 30 | 26 | 25 | 21 | 18 | 14 | 12 | 11 | 5 | 4 | 4 | 0 |
| 7 | 48 | 37 | 30 | 26 | 41 | 32 | 26 | 22 | 22 | 19 | 16 | 13 | 11 | 9 | 4 | 4 | 3 | 0 |
| 8 | 44 | 34 | 27 | 22 | 38 | 29 | 23 | 19 | 20 | 16 | 14 | 12 | 10 | 8 | 4 | 3 | 3 | 0 |
| 9 | 41 | 30 | 24 | 19 | 35 | 26 | 21 | 17 | 18 | 15 | 12 | 11 | 9 | 7 | 3 | 3 | 2 | 0 |
| 10 | 38 | 28 | 21 | 17 | 32 | 24 | 19 | 15 | 17 | 13 | 11 | 10 | 8 | 6 | 3 | 3 | 2 | 0 |

Effective Floor Cavity Reflectance 0.20

For calculation purposes: 28W T5 = 2900 lumens, 54W T5HO = 5000 lumens.
For photometric information on one-lamp models, please visit our web site.

PRODUCT ORDERING NUMBER SYSTEM

The following sample illustrates our product ordering/numbering system. If you have a specific need or require help, please call us or your local Ruud sales representative for assistance.

| 1 | 2 | 3 | 4 | 5 | 6 | 7 | 8 | 9 |
|----------------------------|-------------------------------------------------------|---------------------------------------------|-----------------------------------------------------------------------------------------------------------------------------------------------------------------------------------------------------------------------------------------------------------------------------------------------------------------------------------------------------------------------------------------------------------------------------------------------------------------------------|----------------------------------------------------------------|------------|--------------------------------------------------|----------------------------------------------------------------------------------------------------------------------------------------------|-----------------------------------------------------------------------------------------------------------------------------------------------------------------------------------------------------------------------------------------------------------------------------------------------------------------------------------------------------------------------------------------------------------------------------------------------------------------------------------------------------------------------------------------------------------|
| 1 MODEL SERIES U | 2 HOUSING STYLE S = Solid P = Perforated | 3 LENGTH 4 = 4 feet 8 = 8 feet | 4 SECTION/END CAP/ MOUNT A = Individual/wing/cable B = Individual/wing/pendant C = Individual/bull nose/cable D = Individual/bull nose/pendant E = Starter/wing/cable F = Starter/wing/pendant G = Starter/bull nose/cable H = Starter/bull nose/pendant J = End/wing/cable K = End/wing/pendant L = End/bull nose/cable M = End/bull nose/pendant N = Runner/feed point/cable P = Runner/feed point/pendant R = Runner | 5 LAMP NUMBER 1 = 1 lamp 2 = 2 lamp 3 = 3 lamp | 6 X | 7 WATTAGE 54 = 54W T5HO 28 = 28W T5 | 8 VOLTAGE U = Universal 120-277V 1 = 120V 2 = 277V 3 = 208V 4 = 240V 5 = 480V ⁹ 6 = 347V ⁹ | 9 OPTIONS EM = Emergency battery pack ^{4,7,8} P = Power line electronic dimming ballast ⁸ L = Lutron Hi-Lume dimming ballast ^{4,8} C = Lutron Eco-10 dimming ballast ^{4,8} F = FUSE ⁵ D = Dual switching option ^{1,4} Y = "Y" cable mounting option R = 2nd line voltage wire H = #12 AWG through wiring & power feed ^{6,9} 3 = 3500K lamp ² 4 = 4100K lamp ² (standard product offering) 5 = 5000K lamp ² |

1. Not available with options **EM**, **P**, **L**, or **C**.

2. For additional lamp information, consult factory

3. Lamp ships separately.

4. Requires "R" option on all fixtures in a given run.

5. Not available for sale in Canada or with voltage options "U" and "5." Specify voltage.

6. Standard product offering is with #18 AWG feed and through wiring. It is limited to 6A maximum load. In longer runs where load exceeds 6A specify option "H" which will provide fixtures with #12AWG conductors and increase electrical load to 20A max.

7. 2 Lamp only. Not available in Canada. Not available with Options **L**, **C** and **D**.

8. 120V or 277V only.

9. "H" option in 480V or 347V, available with pendant mount only.

MOUNTING KITS ORDERING NUMBER SYSTEM

The following sample illustrates our product ordering/numbering system. If you have a specific need or require help, please call us or your local Ruud sales representative for assistance.

| 1 | 2 | 3 | 4 | 5 | 6 | 7 | 8 |
|----------------------|-------------------------------------|-------------------------------------------------------------------------------------------------------------------------------------------------------------------|------------------------------------------------------------------------------------------------------------------------------------------------------------------------------------------------------------------------------------------------------|-----------------------------------------------------------------------------------------------------------------------------------------------|----------------------------------------------------------------------------------------------------------------------------------------------------------------------------------------------------------------------------------------------------------------------------------------------------------------------------------------------------------------------------------------------------------------------------------------------------------------------------------------------------------------------------------------|--------------------------------------------------------------------------------------------|----------------------------------------|
| 1 SERIES U | 2 MODEL MK = Mounting Kit | 3 TYPE OF SUSPENSION C = Single Stainless Steel Aircraft Mount Cable Y = "Y" Stainless Steel Aircraft Mount Cable P = 1/4" IP Steel Pendant Mount | 4 LENGTH/SUSPENSION RANGE 12 = 12" ³ 18 = 18" ³ 24 = 24" ³ 30 = 30" ³ 36 = 36" ³ 27 = 12"-27" ⁴ 47 = 28"-47" ⁴ 70 = 48"-70" ⁴ | 5 MOUNTING SURFACE A = Direct Mount to 9/16 or 1" T-Bar B = Direct Mount to 9/16 Slotted T-Bar C = Hard Ceiling Surface Mount | 6 FEED POINT A = Cable Feed Point for #18 GA 300V Cord (Standard J-Box) ¹ B = Cable Feed Point for #18 GA 600V Cord (Standard J-Box) ¹ C = Cable Feed Point for #12 GA 300V Cord (Standard J-Box) ¹ D = Cable Feed Point for #18 GA 300V Cord (Below the Ceiling) ¹ E = Cable Feed Point for #18 GA 600V Cord (Below the Ceiling) ¹ F = Pendant Feed Point (Standard J-Box) G = Pendant Feed Point (Below the Ceiling) ¹ N = Non Feed | 7 CANOPY DIAMETER 2= 2" Diameter ² 4= 4-5/8" Diameter Domed Canopy | 8 FINISH WT = Textured White |

1. Not available with 2" canopy. 2. Not available as Feed Point. 3. Steel Pendant Lengths 4. Suspension Range – Aircraft Cable

COMPLETE PRODUCT LINE

With the introduction of the Indirect Linear Fluorescent lighting products we have enhanced our product offerings for the interior spaces that you are building. The new line complements our existing products in the track and recessed areas and gives you an even wider array of choices to make your work unique. For additional details on our entire product line please feel free to contact us at 1-800-473-1234 or contact your local Ruud Lighting sales representative.

TRACK

Ruud manufactures a broad array of line and low voltage track lights to help complement and complete your project.



RECESSED

Visit our web site or request a catalog to discover the full range of recessed products available to you from Ruud Lighting.





6889 Rexwood Road, Unit 3 • Mississauga, Ontario • Canada, L4V 1R2 • (800) 473-1234 • Fax (800) 890-7507

10/05 © 2005 Ruud Lighting Inc. Printed in USA

